


LIMIT UNLESS OTHERWISE NOTED
 FRACT.±1/16" DEC.DIM.±.010 ANGULAR±1'

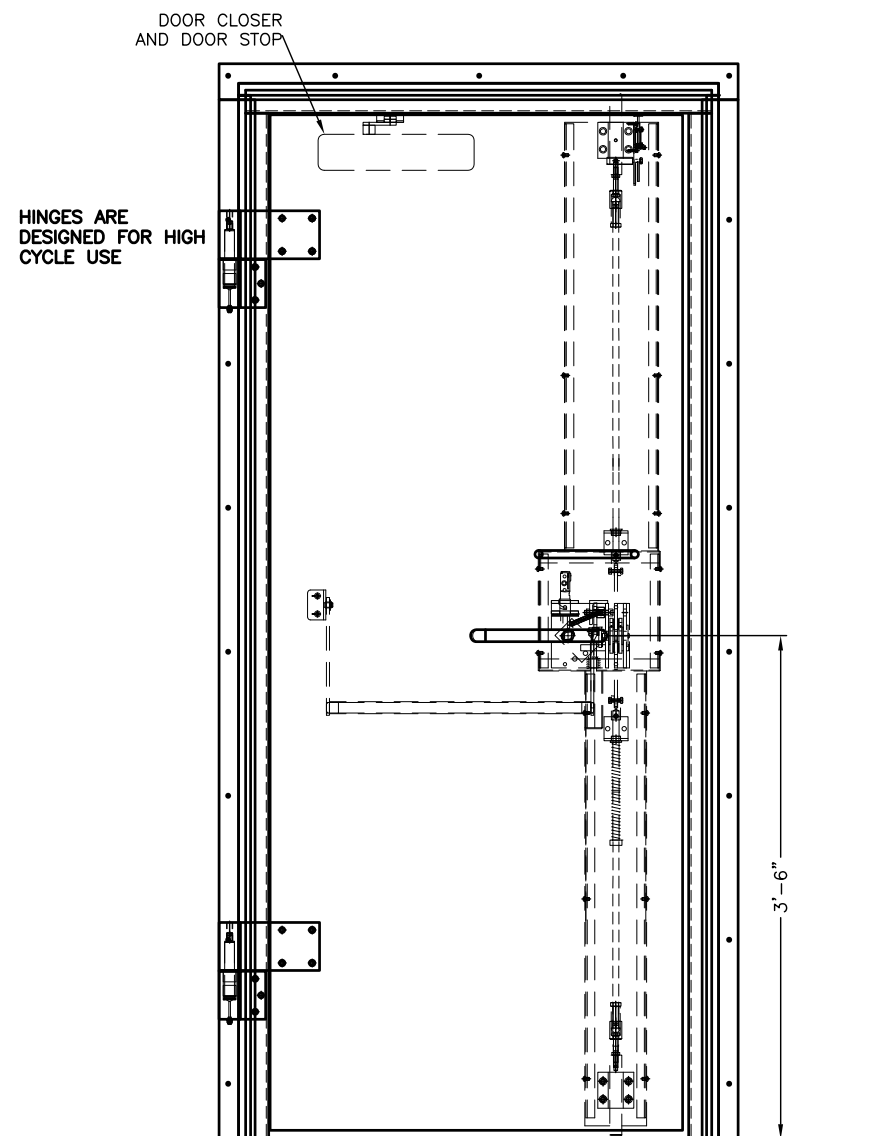
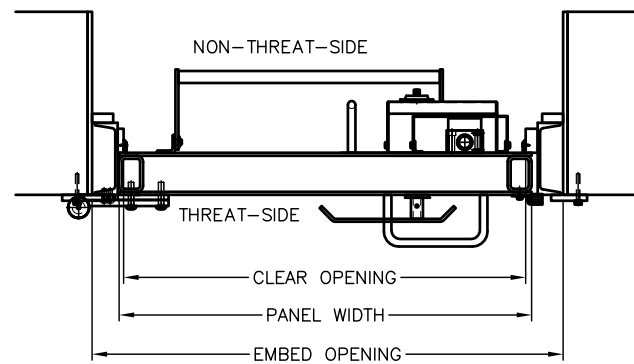


Engineering in motion

522 West 27th Street, Hibbing, Minnesota 55746
 (218)263-8366

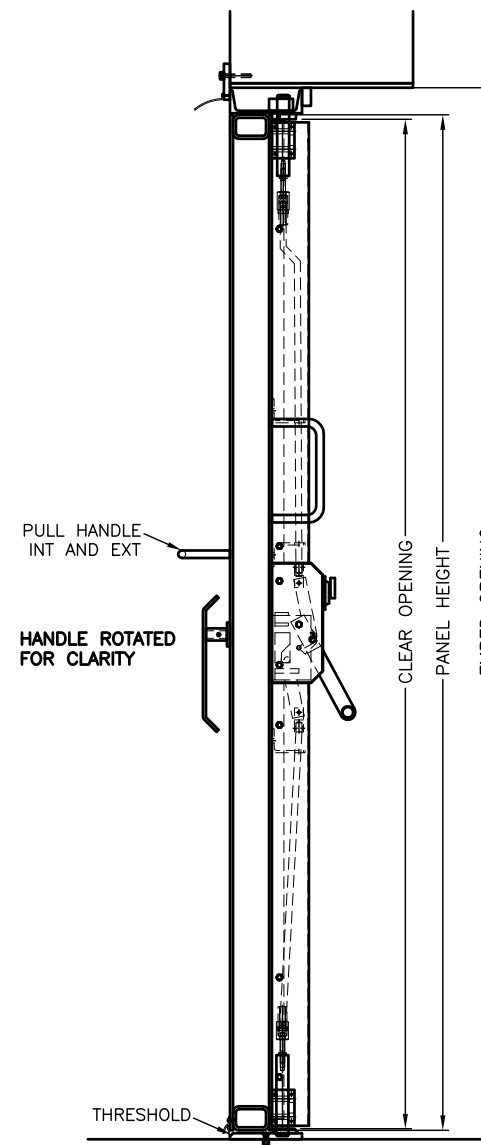
THE DRAWING IS LOANED WITH THE EXPRESSED AGREEMENT THAT THE DRAWING AND INFORMATION THEREIN CONTAINED ARE THE PROPERTY OF ELECTRIC POWER DOOR AND WILL NOT BE REPRODUCED OR COPIED IN WHOLE OR IN PART NOR USED FOR THE FABRICATION OR CONSTRUCTION OF MATERIALS EXCEPT UPON THE WRITTEN PERMISSION OF ELECTRIC POWER DOOR FIRST OBTAINED AND SPECIFIC AS TO USE. THE ACCEPTANCE OF THIS DRAWING WILL BE CONSTRUED AS THE ACCEPTANCE OF THE FOREGOING AGREEMENT.

THIS DRAWING CONTAINS FIELD INSTALLED PARTS & INSTALLATION DETAILS



EXTERIOR ELEVATION
 THREAT SIDE

KEY LOCK FROM EXTERIOR SIDE
 THUMBTURN FROM INTERIOR SIDE



- NOTE:
1. ALL STEEL SURFACES CAN BE PRIMED OR PRIMED AND FINISH PAINTED PER THE CUSTOMER SPECS.
 2. LOCATION, MOUNTING, AND FIELD WIRING OF ALL ELECTRICAL CONTROLS, INCLUDING THE SUPPLY AND INSTALLATION OF ALL NECESSARY CONDUIT AND JUNCTION BOXES IS NOT BY ELECTRIC POWER DOOR.
 3. DOORS ARE FLAT SHEETED.
 4. LATCHING PINS ARE SIZED DEPENDING ON THE BLAST LOADING OF THE DOOR.
 5. PLATE THICKNESS IS SIZED TO BLAST LOADING, OTHER OPTIONS ARE AVAILABLE
 6. BLAST DOORS CAN BE POWER OPERATED